

SUBMITTAL DATA APPROVAL

For	
Job	
Date Submitted:	By:
Date Approved:	By:
Model Number:	Qty:



AMH1K-3UV AQUA-FLASH® HOT WATER RECIRCULATION KIT FOR HIGH RISE MULTI-FAMILY INSTALLATIONS WITH INDIVIDUAL UNIT TANK SYSTEMS

ALL KITS INCLUDE:

1. Stainless Circulator w/ Line Cord
2. Aqua-Flash® By-pass Valve
3. 3/8" Comp. x 3/8" Comp. x 1/2" NPSM Tee
4. 3/4" NPT Female Tail Piece
5. 1-1/2" Union Nut w/ Gasket
6. 1/2" NPSM x 24" Braided Flex Hose

MATERIALS OF CONSTRUCTION

(Pump & Unions)

Casing:	Stainless Steel
Housing:	Steel
Cartridge:	Stainless Steel
Impeller:	Noryl
Shaft:	Ceramic
Bearings:	Sintered Bronze
Gaskets:	EPDM
Tee, Tailpiece & Union Nut:	Brass

MATERIALS OF CONSTRUCTION

(Aqua-Flash® Valve)

Body:	Brass
Coil:	Bi-Metal
Gasket:	EPDM
Cover:	Stainless Steel
Braided Flex Hose:	Stainless Steel

APPROVALS



This is not an anti-scald device.

TECHINCAL DATA

Volts	Hz	Ph	Amps	Head (FT)	GPM	LPM
115	60	1	0.6	7	10	37.8

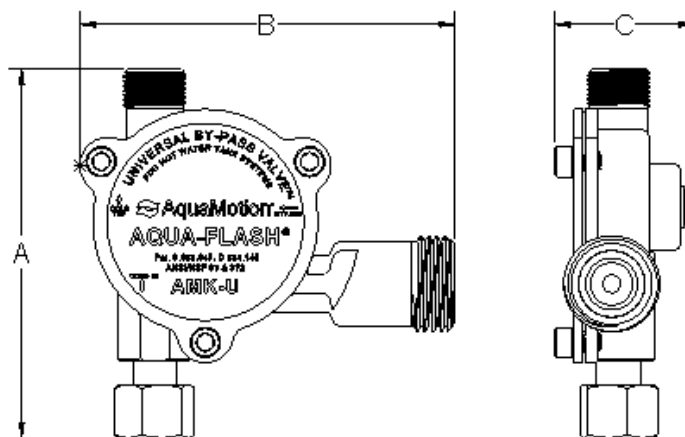
KIT MODELS

Kit No,	Description
AMH1K-3UV	Circulator with Line cord and Built-in timer
AMH1K-3UVMS	Circulator with line cord, No Timer and On-Call™ Motion Sensor
AMH1K-3UVT15	Circulator with line cord, No Timer and AMK-T15 Plug-in mechanical timer

U.S. Patents: 8083500, 8303184, 9863647, D834145

Canada Patent: 2883495

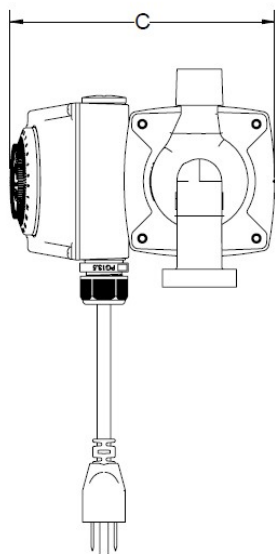
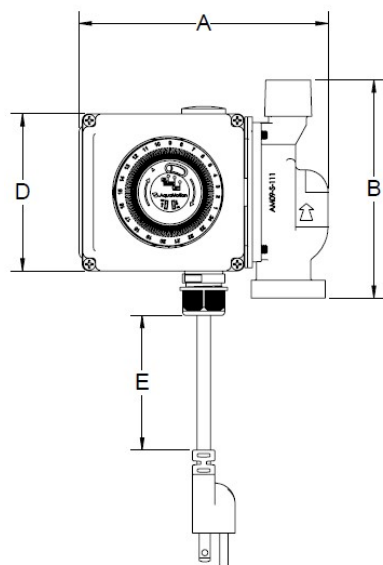
Aqua-Flash® Valve Dimensions & Weight



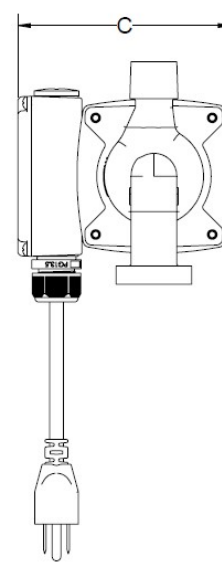
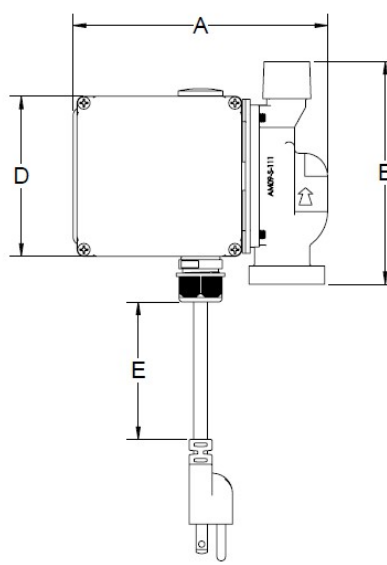
A		B		C		Weight	
IN	MM	IN	MM	IN	MM	Lbs.	Kg.
3.28	83.3	3.34	84.7	1.23	31.3	1.3	0.64

Circulator Dimensions & Weight

☐ AM3-SNLT1 – WITH TIMER



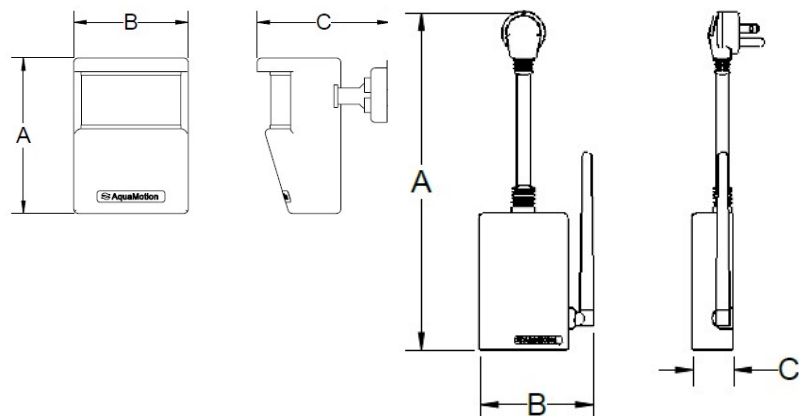
☐ AM3-SNL1N – NO TIMER



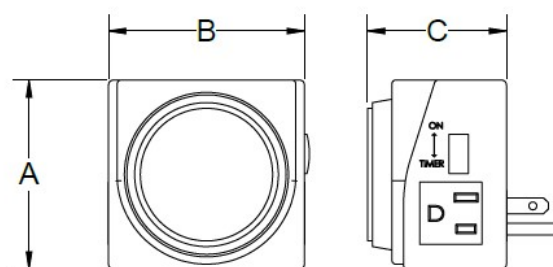
Pump Model No.	A		B		C		D		E		Weight	
	IN	MM	IN	MM	IN	MM	IN	MM	FT	M	Lbs	Kg.
AM3-SNLT1	5.56	141.2	4.86	123.4	5.90	149.9	3.50	88.9	6.5	1.98	7.6	3.5
AM3-SNL1N	5.56	141.2	4.86	123.4	4.65	118.2	3.50	88.9	6.5	1.98	7.6	3.5

Circulator Controls Dimensions & Weight

☐ AMK-MS – On-Call™ Motion Sensor & Receiver
Available with Pump Model No. AM3-SNL1N ONLY



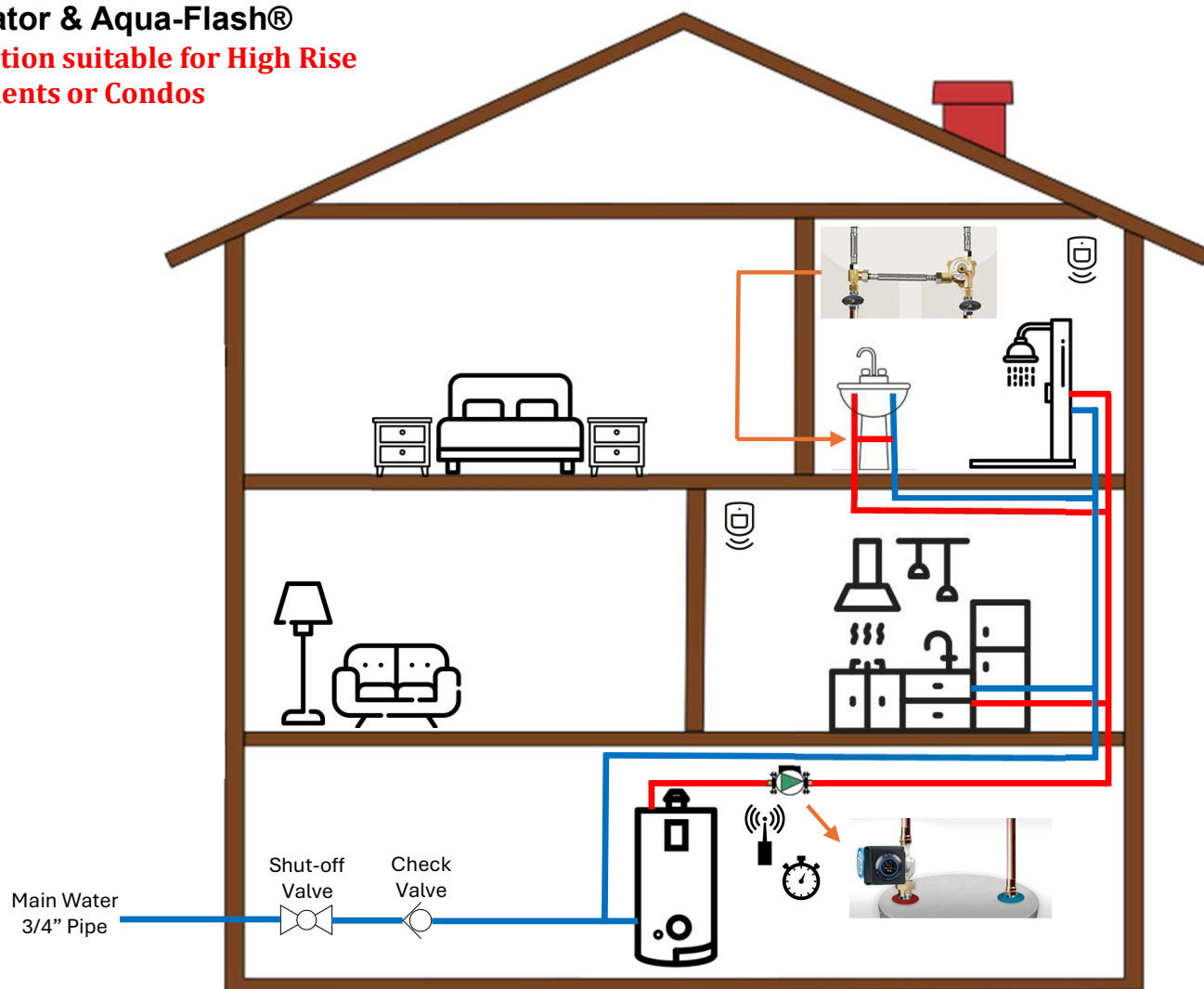
☐ AMK-T15 – Plug in Mechanical Timer
Available with Pump Model No. AM3-SNL1N ONLY



	A		B		C		Weight	
	IN	MM	IN	MM	IN	MM	Lbs.	Kg.
Sensor	3.43	87.1	2.53	64.3	2.94	74.6	0.4	0.2
Receiver	10.72	272.3	3.57	90.7	1.28	32.6	0.5	0.2
Timer	3.03	77	3.15	80	2.23	56.8	0.5	0.2

Installation Diagram Circulator & Aqua-Flash®

**Installation suitable for High Rise
Apartments or Condos**



AMK-MS On-Call™ Motion Sensor can be mounted where needed. Up to 5 sensors can be pair to one receiver. Receiver is installed near circulator at a 115V outlet. Circulator is connected to receiver. Motion Sensor is only compatible with a circulator without a Built-in timer.



Optional Install: AMK-T15 Plug-in Mechanical Timer is installed near circulator at a 115V outlet. Circulator is connected to receiver. Timer is only compatible with a circulator without a Built-in timer.